

# ABS SERVICES, INC.




- RETAINING WALL CONSTRUCTION
- ON SITE PRECASTING
- SHORELINE PROTECTION & RECONSTRUCTION
- HEAVY CIVIL

**DESIGN/BUILD ABS NATIONWIDE**  
SERVICES, INC.  
ABSSERVICESINC.COM | 866-640-1992





8,100 s.f. segmental block MSE dam, 44' tall  
Mount Laurel, AL



**Since 1991** ABS Services, Inc. has been providing specialty design/build retaining wall solutions for clients throughout the United States.

ABS provides the technical expertise and depth of experience required to meet the challenges of every size and type of public or private sector project.

Always attentive to your budget, timeline and safety issues, ABS is dedicated to putting the very best people, products and specialized equipment to work on your project.

Whatever your project demands, we look forward to solving your technical and aesthetic requirements - regardless of location or geotechnical conditions.

To learn more, please call:

**866-640-1992**

or email:

**tony@absservicesinc.com**

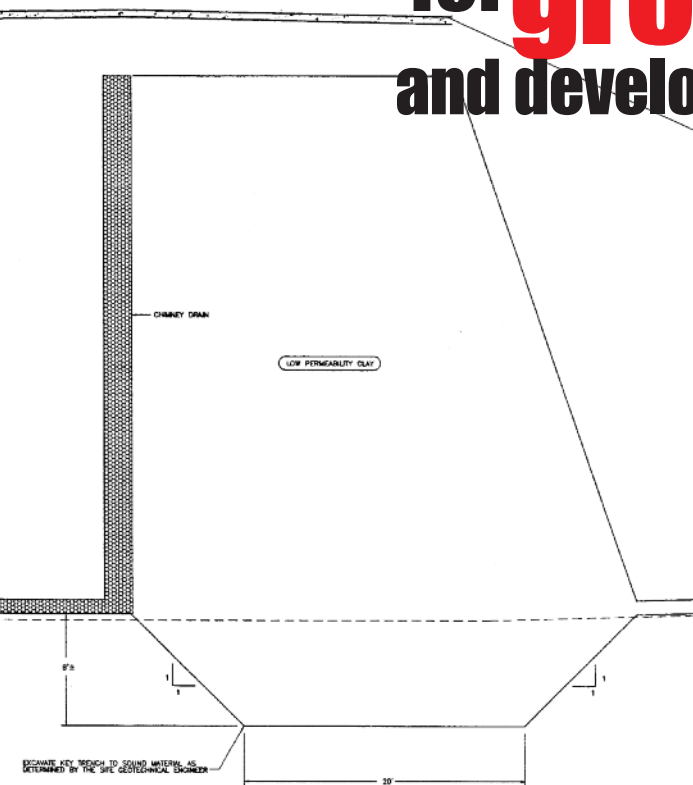
website:

**www.absservicesinc.com**





# Working with Communities for **growth** and development.



**ABS**  
SERVICES



Mississippi Department of Transportation - Yazoo City, MS  
13,200 s.f. segmental block MSE retaining wall bridge lead up ramps







Continental Cement Mine & Manufacturing Facility  
Hannibal, Missouri

8,000 s.f. galvanized welded wire MSE retaining wall dump structure and lead up ramp, 44' tall

# MINING APPLICATIONS of every SIZE and scale

Every project has a timeline - some more demanding than others. Contractual deadlines, seasonal demands, road closures, natural disasters - for nearly 30 years ABS has demonstrated its ability to meet the most demanding construction timeline constraints, and safely complete projects nationwide.

Shown above, Continental Cement Company had a 10-day work window to construct a new access ramp for its primary crusher.

## **The challenge:**

Who could safely construct a 44-foot-tall retaining wall and place 14,000 tons of backfill in 10 days... with only 2 weeks notice? *ABS accepted the challenge and completed the project - utilizing only one of its crews - in only 6 days.*







Similarly, Hanson Aggregates entrusted ABS to construct its lead-up ramp and MSE dump structure for their primary crusher in Chico, Texas.

ABS provides the same level of focused effort to the specific challenges of every project it constructs, regardless of size or location.

From choosing the correct retaining wall system, engineering, logistics planning, workforce and equipment deployment, ABS delivers the same level of expertise to each of its clients.

**ABS**  
SERVICES



Hanson Aggregates Mine  
Chico, Texas  
13,000 s.f. galvanized welded wire MSE retaining wall  
dump structure and lead up ramp , 50' tall





# MINING APPLICATIONS of every SIZE and scale

**ABS** SERVICES



Aggregates Mine - Hondo, Texas  
10,000 s.f. precast concrete panel MSE retaining wall dump structure  
and 900' lead up ramp, 50' tall

The precast concrete panel MSE retaining wall and the lead up ramp  
were constructed simultaneously over a 6-week period.







CAT 777 haul truck  
Loaded capacity: 400,000 lbs.



Dump structure lead up ramp





Aggregates Mine  
Millsap, Texas  
8,000 s.f. segmental block MSE retaining wall dump structure  
and lead up ramp, 43' Tall



# MINING APPLICATIONS of every SIZE and scale

Uninterrupted operation of your mine is critical to achieving your company's annual production goals. As a result, many of the largest mine operators in the United States have trusted ABS with their new or re-engineered primary crusher dump wall structures.

For nearly 30 years ABS Services, Inc. has been working with aggregate and energy producers to design, engineer, and construct their primary crusher dump walls and lead up ramps.







Prefabricated steel bump curb and reinforced concrete approach slab

Steel H-piles installed with 100 ton high-frequency vibro hammer



**ABS**  
SERVICES





# MINING APPLICATIONS of every SIZE and scale

## Safety: Job #1

ABS has continually met MSHA and OSHA safety requirements over its 30 year history. ABS is committed to its employees, other work forces, and the public's safety through the use of a proven fall-protection and prevention plan. ABS also employs a thorough safety policy; weekly safety and training meetings, utilization of appropriate personal protective equipment, highly maintained construction equipment and vehicles, and safety monitors.



Dolese Bros. Aggregates Mine and Manufacturing facility - Roosevelt, OK  
5,000 s.f. segmental block MSE retaining wall dump structure, 38' tall  
Simultaneous installation; dump structure and primary crusher

**ABS**  
SERVICES









Drilled  
**SOLUTIONS** for  
CONFINED SPACES  
and **COMPLEX**  
GEOLOGIC CONDITIONS







Private Residence  
Soldier Pile Slope Stabilization  
70' Steel H-Piles grouted in 30" dia. drilled shafts

**ABS**  
SERVICES





## You choose the finish of your retaining wall.

From determining the correct retaining wall system and engineering, logistics planning, workforce and equipment deployment, ABS executes projects of every scale nationwide.

ABS can manufacture precast panels to your specifications, with the face finish of your choosing. ABS can also precast at your project site, or at one of our closest precast facilities.

Through the use of articulated or full-height precast panels with textures ranging from brick, stone, block, wood to smooth finishes - and any color - you choose the finish of your retaining wall.



Mississippi Department of Transportation - Biloxi, MS and Pass Christian, MS  
17,000 s.f. and 3,000 s.f. 2-stage MSE retaining wall bridge lead up ramps with full-height precast concrete panels. (Two of the many bridge structures rebuilt after Hurricane Katrina.)

**Unique**  
**EXPERTISE**  
**for public and private**  
**challenges**







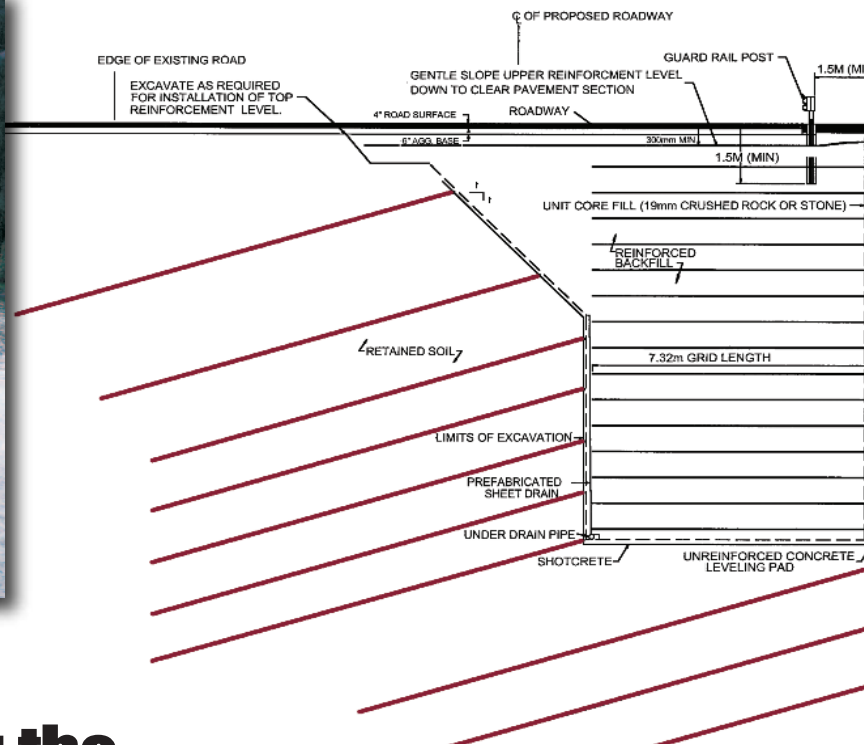
**ABS**  
SERVICES

2-stage welded wire MSE retaining wall with full-height precast concrete panels.

Temporary surcharge  
in place during  
settlement phase of  
2-stage MSE  
retaining wall.

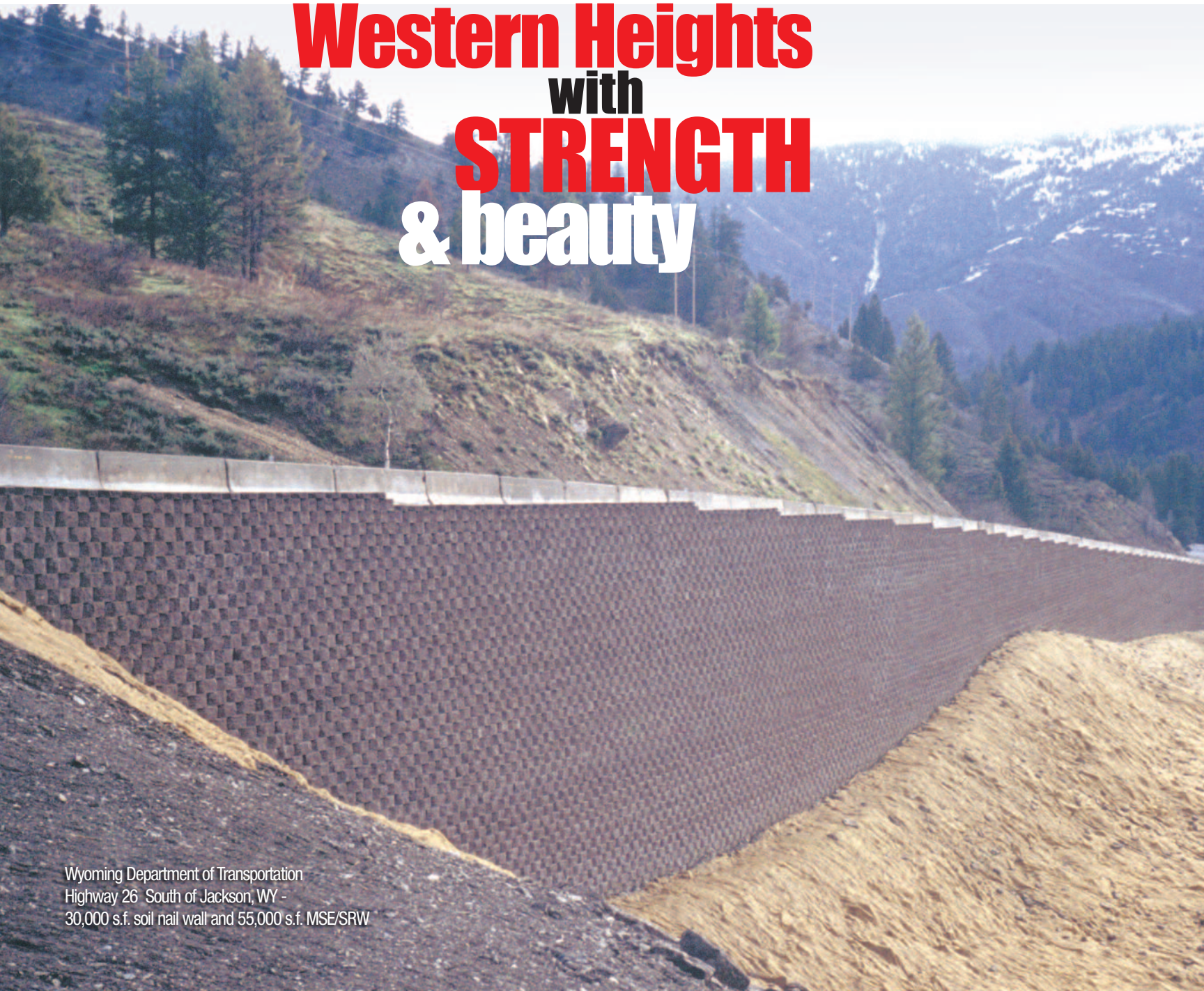






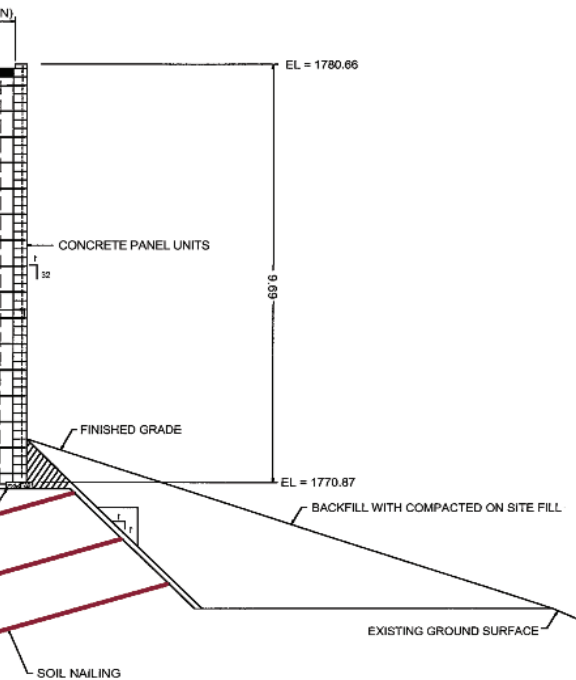
Completed soil nail wall with temporary rock-fall mesh facing, prior to installation of a segmental block MSE retaining wall.

# Spanning the Western Heights with **STRENGTH** & beauty



Wyoming Department of Transportation  
Highway 26 South of Jackson, WY -  
30,000 s.f. soil nail wall and 55,000 s.f. MSE/SRW





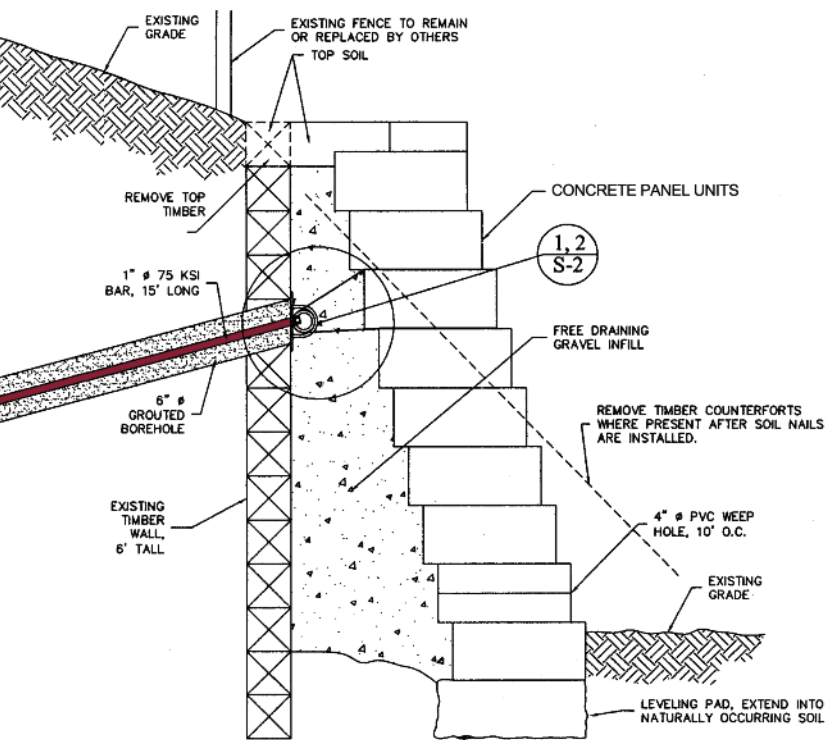
Whether working in a materials mine, a mountain pass in the Rockies, or a sea wall on the Gulf, ABS applies the same dedication to safe construction practices at every job site. A great safety record does not happen by chance; it is the result of decades of safe construction practices and training, as well as an understanding of the unique safety demands posed by retaining wall construction. Not only has ABS continually met MSHA and OSHA safety requirements over its 30 year history, but also strives to exceed them.

ABS is committed to its employees, other onsite crews, and the safety of the public through the use of: 1) a proven fall-protection and prevention plan, 2) thorough safety policies, 3) weekly safety meetings and training, 4) appropriate personal protective equipment, 5) highly maintained construction equipment and vehicles, and 6) safety monitors. ABS applies all of these safety practices on a constant basis – with the goal of making every job site a safe work place for everyone.



**ABS**  
SERVICES





Replacement of failing timber wall with soil nails and a segmental block facing - Little Rock, AR

# Drilled **SOLUTIONS** for CONFINED SPACES and **COMPLEX** GEOLOGIC CONDITIONS

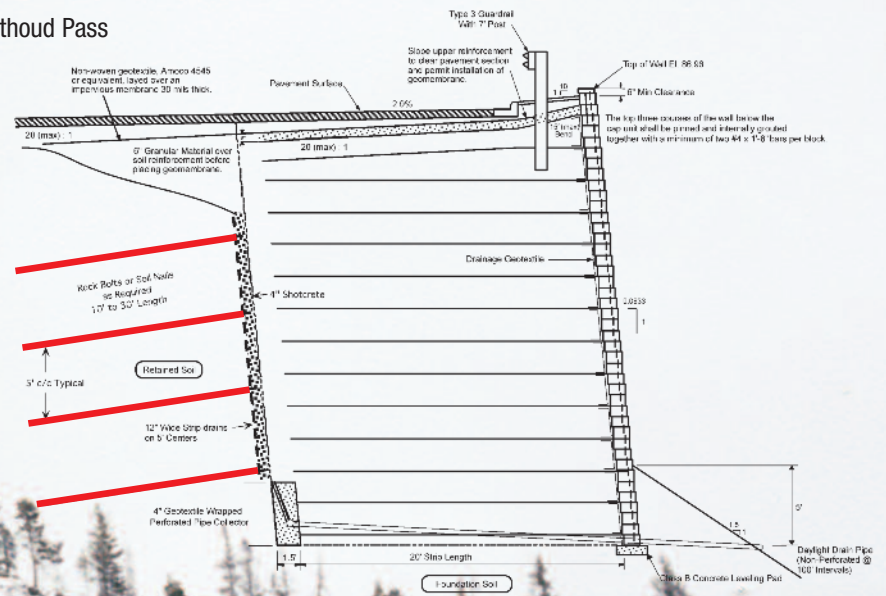






Natchez Bluff Slope Stabilization - Natchez, MS  
70,000 s.f. multi-strand soil anchor and soil nail wall with permanent shotcrete facing and 18,000 s.f. MSE retaining wall.

Colorado Department of Transportation, State Highway 40 North of Berthoud Pass  
16,000 s.f. rock bolt, soil nail, and soil dowelling combination temporary shoring wall and 21,000 s.f. MSE retaining wall.  
Project Elevation: 10,000 feet MSL





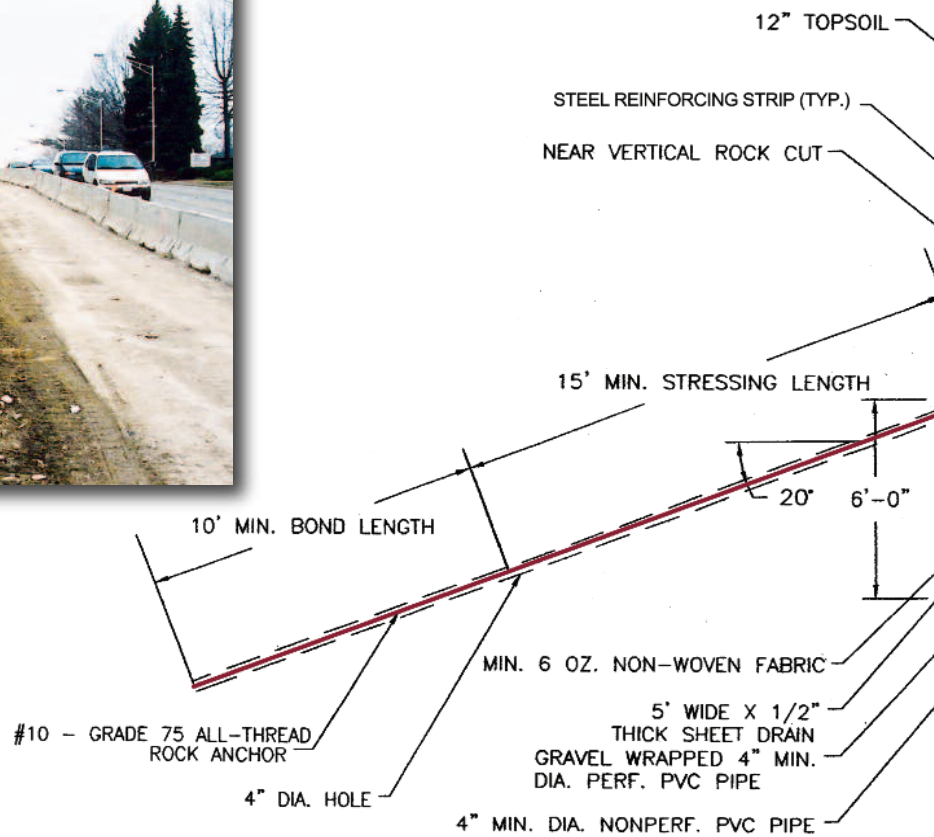


Before



After

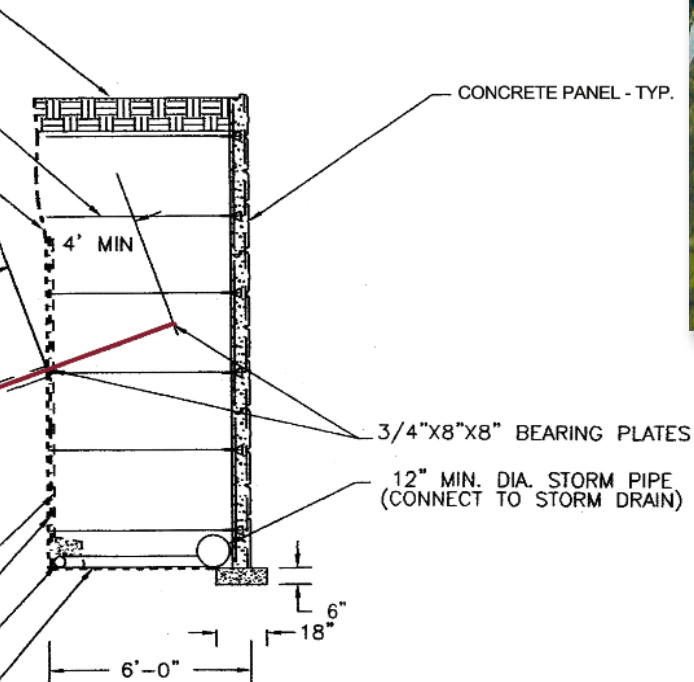
Sam's Club - Cuyahoga Falls, Ohio  
8,000 s.f. rock anchor assisted precast  
concrete panel MSE retaining wall



**Drilled**  
**SOLUTIONS** for  
CONFINED SPACES  
and **COMPLEX**  
GEOLOGIC CONDITIONS







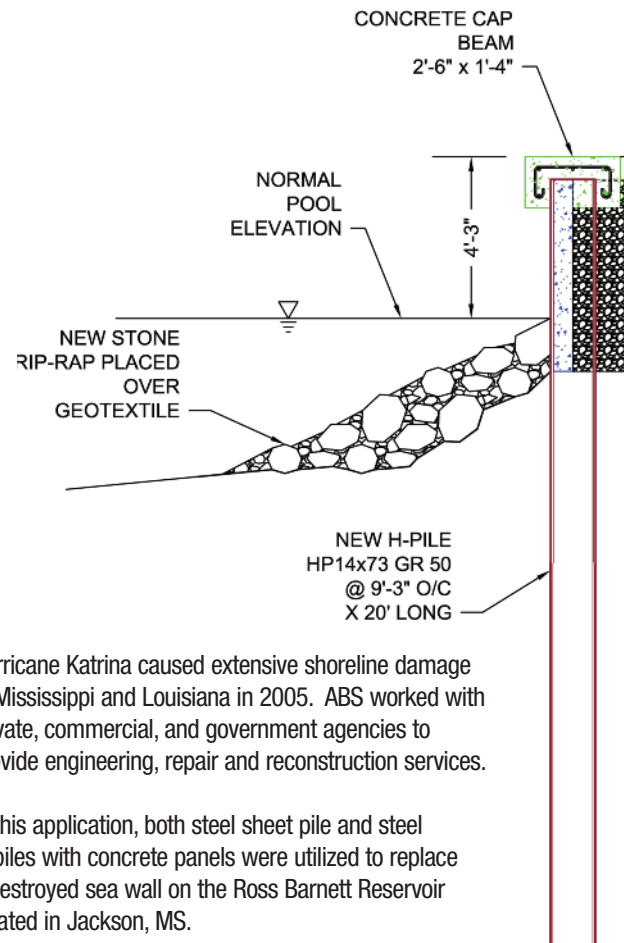
**ABS**  
SERVICES



In this application, the city of Cuyahoga Falls, Ohio selected an Ashlar Stone Face Finish for the precast concrete panels that would complement the existing architecture of the neighborhood.



# Erosion Control for GOVERNMENT, commercial & residential water applications

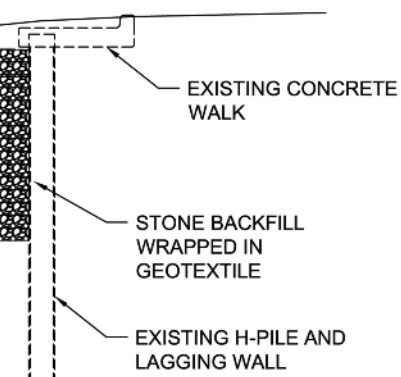


Hurricane Katrina caused extensive shoreline damage in Mississippi and Louisiana in 2005. ABS worked with private, commercial, and government agencies to provide engineering, repair and reconstruction services.

In this application, both steel sheet pile and steel H-piles with concrete panels were utilized to replace a destroyed sea wall on the Ross Barnett Reservoir located in Jackson, MS.







Army National Guard, Columbia, MS  
Pre-cabled concrete revetment mats were utilized to realign a storm water runoff creek and prevent toe erosion of the adjacent MSE retaining wall.



ABS utilizes hydraulic hammers sized to meet every piling application. Either excavator-mounted for sands, shallow applications, and confined overhead spaces; or crane-suspended for use in clays and deep piling applications.

**ABS**  
SERVICES



ABS employs modular barges, tug boats, and other specialized construction equipment that is sized to allow quick relocation to your project.



# ABS SERVICES, INC.

## Specializing in Design/Build Solutions of:

- Precast Concrete Panel Walls
- Segmental Block Walls
- Over Steepened Reinforced Slopes
- Welded Wire-Faced Retaining Walls, Permanent & Temporary
- Gabion Basket Walls
- Mass Gravity Concrete Block Walls
- Sheet Pile Walls
- Pile & Lagging Walls, Timber & Concrete Panels
- Soil Nails
- Soil Anchors
- Rock Anchors
- Shoreline Protection and Reconstruction
- Heavy Civil

## Manufacturing of:

- Full-Height and Articulated Precast Concrete Panels
- Precast Sound and Privacy Walls
- Precast Bridges

## Notable Clients:

United States Department of Transportation  
United States Army Corps of Engineers  
United States Air Force  
United States Army  
United States Forest Service  
Alabama Department of Transportation  
Colorado Department of Transportation  
Louisiana Department of Transportation  
Mississippi Department of Transportation  
Tennessee Department of Transportation  
Utah Department of Transportation  
Wyoming Department of Transportation  
Oklahoma State University  
Mississippi State University  
Federal Express  
Wal-Mart

Numerous National and International  
Companies and Developers

Snake River Canyon  
- WYDOT  
Jackson, Wyoming



**DESIGN/BUILD ABS SERVICES, INC. NATIONWIDE**

**ABSSERVICESINC.COM | 866-640-1992**



On-site precasting